
















X-BOW ROOKIES-CHALLENGE

Qualifying 2 (QP2) Results

Document 5

Subject to scrutineering & sporting investigations

Rnk	No.	Driver	Nation	Sector 1	Sector 2	Sector 3	Time	Gap	Laps	Class
1	92	Kemp Marc		34.427	23.447	25.879	1:23.753		9	ROOKIES-CHALLENGE
2	106	Erdem Oender		34.435	23.704	25.628	1:23.767	0.014	9	ROOKIES-CHALLENGE
3	101	Siemienczuk Bartłomej		34.697	23.210	25.982	1:23.889	0.136	9	ROOKIES-CHALLENGE
4	103	Jakl Sebastjan		34.156	23.658	26.150	1:23.964	0.211	9	ROOKIES-CHALLENGE
5	96	Haghofer Joerg		34.400	23.658	26.432	1:24.490	0.737	3	ROOKIES-CHALLENGE
6	97	Guensev Burak		34.718	23.943	26.456	1:25.117	1.364	9	ROOKIES-CHALLENGE
7	104	Hansen Steve		34.356	24.173	26.809	1:25.338	1.585	10	ROOKIES-CHALLENGE
8	98	Schiessendoppler Wolfgang		34.906	23.780	26.720	1:25.406	1.653	10	ROOKIES-CHALLENGE
9	99	Mitulla Michael		34.795	24.286	26.622	1:25.703	1.950	10	ROOKIES-CHALLENGE
10	102	Geppert Illka		35.018	23.842	27.385	1:26.245	2.492	10	ROOKIES-CHALLENGE
11	95	Schuetzinger Marcus		35.396	23.958	27.132	1:26.486	2.733	8	ROOKIES-CHALLENGE
12	108	Annoscia Giovanni		35.350	24.421	26.790	1:26.561	2.808	9	ROOKIES-CHALLENGE
13	105	Kreiner Adrian		35.580	24.251	27.128	1:26.959	3.206	9	ROOKIES-CHALLENGE
14	100	Mattberg Andreas		35.903	24.604	27.434	1:27.941	4.188	9	ROOKIES-CHALLENGE
15	107	Gfatterhofer Reinhard		36.131	25.981	27.990	1:30.102	6.349	9	ROOKIES-CHALLENGE

Start Time : 17/09 - 10:56:09

Weather : Cloudy Air : 17°C Track : Drying

Best Lap : No.92 Kemp Marc 1:23.753 116,14 Kph

Previous Event Record : No.103 Jakl Sebastjan 1:35.531 101,82 Kph

AdriaRaceWay (ITA) 16-18/09/2016

LSTiming

Page 1 / 1

Apex Timing 



ADRIA INTERNATIONAL RACEWAY
AMERICAN SPEED WEEKEND
17-18 SEPTEMBER 2016



X-BOW ROOKIES-CHALLENGE

Qualifying 2 (QP) Best Sectors An

For information purposes. No official / regulatory value

S1			S2			S3			Ideal Lap Times						
Rnk	No.	Time	Rnk	No.	Time	Rnk	No.	Time	Rnk	No.	Driver	Nation	Ideal Lap	Best Lap	Diff.
1	92	33.879	1	101	23.210	1	106	25.628	1	92	Kemp Marc	GBR	1:23.121	1:23.753	0.632
2	103	34.007	2	92	23.363	2	92	25.879	2	103	Jaki Sebastjan	SVK	1:23.609	1:23.964	0.355
3	104	34.356	3	103	23.452	3	101	25.982	3	101	Siemienczuk Bartlomej	POL	1:23.758	1:23.889	0.131
4	96	34.400	4	96	23.658	4	96	26.046	4	106	Erdem Oender	TUR	1:23.767	1:23.767	
5	106	34.435	5	106	23.704	5	103	26.150	5	96	Haghofer Joerg	AUT	1:24.104	1:24.490	0.386
6	101	34.566	6	98	23.780	6	98	26.313	6	98	Schiessendoppler Wolfgang	AUT	1:24.809	1:25.406	0.597
7	99	34.716	7	102	23.842	7	97	26.456	7	104	Hansen Steve	LUX	1:25.101	1:25.338	0.237
7	98	34.716	8	97	23.943	8	104	26.572	8	97	Guensev Burak	TUR	1:25.117	1:25.117	
9	97	34.718	9	95	23.958	9	99	26.622	9	99	Mitulla Michael	DEU	1:25.624	1:25.703	0.079
10	102	35.018	10	105	24.131	10	108	26.790	10	102	Geppert Illka	DEU	1:25.931	1:26.245	0.314
11	108	35.078	11	104	24.173	11	95	26.918	11	95	Schuetzinger Marcus	AUT	1:26.075	1:26.486	0.411
12	95	35.199	12	99	24.286	12	102	27.071	12	108	Annoscia Giovanni	CHE	1:26.289	1:26.561	0.272
13	105	35.504	13	108	24.421	13	105	27.128	13	105	Kreiner Adrian	ROU	1:26.763	1:26.959	0.196
14	100	35.869	14	100	24.604	14	100	27.434	14	100	Mattberg Andreas	DEU	1:27.907	1:27.941	0.034
15	107	36.131	15	107	25.796	15	107	27.895	15	107	Gfatterhofer Reinhard	AUT	1:29.822	1:30.102	0.280

C.O.C. Fabrizio Fondacci N.D.

AdriaRaceWay (ITA) 16-18/09/2016

LSTiming

Apex Timing



LSTiming
 live timing & results
www.youcrono.com

X-BOW ROOKIES-CHALLENGE

Qualifying 2 (QP) Analysis

For information purposes. No official / regulatory value

Laps	Sector 1	Sector 2	Sector 3	Lap Time	Laps	Sector 1	Sector 2	Sector 3	Lap Time	Laps	Sector 1	Sector 2	Sector 3	Lap Time	
No.92 Kemp Marc					No.99 Mitulla Michael					No.103 Jakl Sebastjan					
1	35.961	25.199	28.462	1:29.622	10	35.731	24.116	26.313	1:26.160	1	35.997	24.720	27.337	1:28.054	
2	35.278	24.173	26.185	1:25.636	1	36.639	25.173	28.187	1:29.999	2	IN	35.992	26.086	28.089	1:30.167
3	34.836	24.134	26.154	1:25.124	2	35.726	24.736	26.938	1:27.400	3	1:15.599	24.296	26.429	2:06.324	
4	34.386	23.743	26.611	1:24.740	3	35.121	24.787	26.813	1:26.721	4	34.559	23.835	26.166	1:24.560	
5	34.502	23.701	26.095	1:24.298	4	35.110	24.644	27.084	1:26.838	5	34.156	23.658	26.150	1:23.964	
6	34.204	23.762	25.971	1:23.937	5	34.726	24.722	27.254	1:26.702	6	41.809	29.951	26.367	1:38.127	
7	34.427	23.447	25.879	1:23.753	6	35.000	24.415	26.935	1:26.350	7	34.108	24.713	26.467	1:25.288	
8	35.195	23.990	26.085	1:25.270	7	35.053	24.506	26.995	1:26.554	8	34.007	23.452	26.511	1:23.970	
9	IN	33.879	23.363	33.508	1:30.750	8	34.795	24.286	26.622	1:25.703	9	35.092	23.575	26.226	1:24.893
No.95 Schuetzinger Marcus					No.100 Mattberg Andreas					No.104 Hansen Steve					
1	35.199	24.576	31.129	1:30.904	9	34.716	24.582	27.055	1:26.353	1	36.524	24.838	27.933	1:29.295	
2	35.865	24.548	27.423	1:27.836	10	35.123	24.758	26.735	1:26.616	2	35.672	24.836	27.537	1:28.045	
3	41.553	31.173	34.059	1:46.785	No.101 Siemienczuk Bartlomej					3	35.211	24.279	27.086	1:26.576	
4	36.323	25.262	26.918	1:28.503	1	41.057	27.714	30.117	1:38.888	4	35.083	24.365	27.278	1:26.726	
5	42.775	33.081	30.651	1:46.507	2	38.492	26.330	30.278	1:35.100	5	35.303	24.365	27.252	1:26.920	
6	35.396	23.958	27.132	1:26.486	3	37.549	26.422	28.620	1:32.591	6	34.684	24.350	27.126	1:26.160	
7	IN	42.275	30.130	1:50.634	4	37.289	25.574	28.153	1:31.016	7	34.974	24.276	27.245	1:26.495	
8	IN	2:23.586	29.235	3:28.818	5	36.618	25.421	28.375	1:30.414	8	34.872	24.221	26.995	1:26.088	
No.96 Haghofer Joerg					No.102 Geppert Illka					No.105 Kreiner Adrian					
1	35.219	24.499	26.643	1:26.361	6	36.846	25.221	27.809	1:29.876	9	34.356	24.173	26.809	1:25.338	
2	34.647	24.076	26.046	1:24.769	7	37.065	25.180	27.645	1:29.890	10	35.538	24.823	26.572	1:26.933	
3	34.400	23.658	26.432	1:24.490	8	35.903	24.604	27.434	1:27.941	No.106 Erdem Oender					
No.97 Guensev Burak					No.107 Gfatterhofer Reinhard										
1	43.620	27.574	28.220	1:39.414	9	35.869	25.158	27.439	1:28.466	1	43.521	27.415	28.580	1:39.516	
2	37.153	25.552	28.055	1:30.760	No.108 ...					2	41.834	26.286	27.512	1:35.632	
3	36.018	25.040	27.295	1:28.353	No.109 ...					3	38.010	28.610	33.310	1:39.930	
4	35.628	24.964	26.998	1:27.590	No.110 ...					4	35.444	23.889	26.077	1:25.410	
5	35.279	24.436	26.835	1:26.550	No.111 ...					5	41.134	26.109	27.352	1:34.595	
6	35.434	24.057	26.883	1:26.374	No.112 ...					6	34.435	23.704	25.628	1:23.767	
7	34.932	25.232	28.543	1:28.707	No.113 ...					7	39.719	28.504	26.717	1:34.940	
8	34.887	24.215	26.581	1:25.683	No.114 ...					8	34.679	24.211	26.059	1:24.949	
9	34.718	23.943	26.456	1:25.117	No.115 ...					9	IN	44.312	30.404	30.118	1:44.834
No.98 Schiessendoppler Wolfgang					No.116 ...					No.117 ...					
1	35.763	24.680	27.093	1:27.536	No.117 ...					No.118 ...					
2	35.414	24.371	27.308	1:27.093	No.118 ...					No.119 ...					
3	34.817	24.275	26.831	1:25.923	No.119 ...					No.120 ...					
4	34.772	24.098	26.882	1:25.752	No.120 ...					No.121 ...					
5	34.716	25.259	27.067	1:27.042	No.121 ...					No.122 ...					
6	34.906	23.780	26.720	1:25.406	No.122 ...					No.123 ...					
7	35.111	24.096	27.128	1:26.335	No.123 ...					No.124 ...					
8	34.749	24.010	27.142	1:25.901	No.124 ...					No.125 ...					
9	35.308	23.825	26.871	1:26.004	No.125 ...					No.126 ...					

C.O.C. Fabrizio Fontana N.D.

AdriaRaceWay (ITA) 16-18/09/2016

LSTiming

Apex Timing 



live timing & results
www.youcrono.com



ADRIA INTERNATIONAL RACEWAY
AMERICAN SPEED WEEKEND
17-18 SEPTEMBER 2016



X-BOW ROOKIES-CHALLENGE

Qualifying 2 (QP) Analysis

For information purposes. No official / regulatory value

Laps	Sector 1	Sector 2	Sector 3	Lap Time
2	36.245	25.976	27.895	1:30.116
3	36.131	25.981	27.990	1:30.102
4	37.334	26.532	28.532	1:32.398
5	36.497	25.796	28.673	1:30.966
6	37.162	26.124	28.050	1:31.336
7	36.670	25.810	28.834	1:31.314
8	40.565	27.838	30.082	1:38.485
9 IN	37.424	26.221	33.989	1:37.634

No.108 Annoscia Giovanni

1	36.315	25.592	27.739	1:29.646
2	35.845	25.163	27.542	1:28.550
3	35.638	24.822	27.348	1:27.808
4	36.551	25.017	27.414	1:28.982
5	35.162	25.996	27.149	1:28.307
6	35.129	24.655	27.091	1:26.875
7	35.436	25.174	26.975	1:27.585
8	35.078	24.936	27.488	1:27.502
9	35.350	24.421	26.790	1:26.561

C.C.C. Fabrizio Fondacci N.D.

AdriaRaceWay (ITA) 16-18/09/2016

LSTiming

Apex Timing



LSTiming
 live timing & results
www.youcrono.com