











X-BOW ELITE-GT4

BATTLE SPRINT 2 Qualifying 2 (B2QP2) Results

Document 5

Subject to scrutineering & sporting investigations

Rnk	No.	Driver	Nation	Sector 1	Sector 2	Sector 3	Time	Gap	Laps	Class	SottoClass	Team
1	25	Retera Dennis		32.057	22.861	24.909	1:19.827		7	GT4		ISERT-MOTORSPORT
2	81	Faas Steffen		32.432	23.082	24.968	1:20.482	0.655	7	ELITE		MLS-RACING
3	2	Arendt Charel		32.697	23.401	25.348	1:21.446	1.619	6	GT4		CCS-RACING
4	3	Rotteveel Jack		32.857	23.155	25.526	1:21.538	1.711	6	GT4		ASSETTO-CORSA
5	56	Miniberger Tomas		33.397	23.576	26.349	1:23.322	3.495	4	GT4		RTR-PROJECTS
6	34	Loimayr Christian		33.625	23.878	26.528	1:24.031	4.204	6	ELITE M	MASTERS	CAVALIERI SCALTRI
7	44	Baumgartner Holger		33.542	23.891	26.625	1:24.058	4.231	6	ELITE		TRENCAR-RACING
8	46	BAU BOB		33.782	23.644	26.702	1:24.128	4.301	6	ELITE M	MASTERS	TRENCAR-RACING
9	5	Angermayr Eyke		34.140	24.451	27.538	1:26.129	6.302	6	ELITE		GENDARMERIE-RACING
Not Classified												
	4	Angermayr Eike					DNS			ELITE		GENDARMERIE-RACING

Start Time : 17/09 - 09:25:00

Weather : Cloudy Air : 17°C Track : Drying

Best Lap : No.25 Retera Dennis 1:19.827 121,85 Kph

Previous Event Record : No.3 Rotteveel Jack 1:23.357 116,69 Kph

AdriaRaceWay (ITA) 16-18/09/2016

LSTiming

Page 1 / 1

Apex Timing 





ADRIA INTERNATIONAL RACEWAY
AMERICAN SPEED WEEKEND
17-18 SEPTEMBER 2016



X-BOW ELITE-GT4

BATTLE SPRINT 2 Qualifying 2 (B2) Best Sectors Analysis

For information purposes. No official / regulatory value

S1			S2			S3			Ideal Lap Times						
Rnk	No.	Time	Rnk	No.	Time	Rnk	No.	Time	Rnk	No.	Driver	Nation	Ideal Lap	Best Lap	Diff.
1	25	32.057	1	25	22.816	1	25	24.897	1	25	Retera Dennis		1:19.770	1:19.827	0.057
2	81	32.357	2	81	23.082	2	81	24.968	2	81	Faas Steffen		1:20.407	1:20.482	0.075
3	2	32.697	3	3	23.144	3	3	25.205	3	3	Rotteveel Jack		1:21.137	1:21.538	0.401
4	3	32.788	4	56	23.316	4	2	25.348	4	2	Arendt Charel		1:21.446	1:21.446	
5	56	33.397	5	2	23.401	5	56	26.349	5	56	Miniberger Tomas		1:23.062	1:23.322	0.260
6	44	33.542	6	46	23.644	6	34	26.418	6	46	BAU BOB		1:23.842	1:24.128	0.286
7	34	33.625	7	44	23.858	7	46	26.528	7	34	Loimayr Christian		1:23.921	1:24.031	0.110
8	46	33.670	8	34	23.878	8	44	26.607	8	44	Baumgartner Holger		1:24.007	1:24.058	0.051
9	5	34.140	9	5	24.283	9	5	27.538	9	5	Angermayr Eyke		1:25.961	1:26.129	0.168

C.O.C. Fabrizio Fondacci R.D.

AdriaRaceWay (ITA) 16-18/09/2016

LSTiming

Apex Timing



LSTiming
 live timing & results
www.youcrono.com

X-BOW ELITE-GT4

BATTLE SPRINT 2 Qualifying 2 (B2) Analysis

For information purposes. No official / regulatory value

Laps Sector 1 Sector 2 Sector 3 Lap Time Laps Sector 1 Sector 2 Sector 3 Lap Time

No.2 Arendt Charel

1	34.552	24.349	26.066	1:24.967
2	32.958	23.834	25.655	1:22.447
3	32.904	23.405	25.886	1:22.195
4	32.915	23.799	25.658	1:22.372
5	33.104	23.645	25.557	1:22.306
6	32.697	23.401	25.348	1:21.446

No.46 BAU BOB

1	33.670	24.674	26.528	1:24.872
2	33.839	24.076	26.834	1:24.749
3	33.794	27.997	34.425	1:36.216
4	33.782	23.644	26.702	1:24.128
5	37.295	27.994	27.125	1:32.414
6 IN	34.127	27.867	32.098	1:34.092

No.3 Rotteveel Jack

1	33.265	23.583	25.641	1:22.489
2	32.870	23.511	25.463	1:21.844
3	32.838	23.435	25.421	1:21.694
4	32.934	23.456	25.205	1:21.595
5	32.857	23.155	25.526	1:21.538
6	32.788	23.144	25.750	1:21.682

No.56 Miniberger Tomas

1	33.434	23.978	26.731	1:24.143
2	33.600	23.316	26.890	1:23.806
3	33.397	23.576	26.349	1:23.322
4	36.502	33.577	31.831	1:41.910

No.5 Angermayr Eyke

1	35.856	25.351	28.375	1:29.582
2	35.240	25.143	28.214	1:28.597
3	35.114	25.163	27.887	1:28.164
4	35.029	24.756	28.958	1:28.743
5	34.140	24.451	27.538	1:26.129
6	34.371	24.283	27.613	1:26.267

No.81 Faas Steffen

1	33.461	23.974	26.838	1:24.273
2	35.156	23.727	25.164	1:24.047
3	32.795	23.445	25.757	1:21.997
4	32.357	23.352	24.996	1:20.705
5	32.432	23.082	24.968	1:20.482
6	36.596	27.966	28.900	1:33.462
7 IN	42.461	28.860	31.949	1:43.270

No.25 Retera Dennis

1	33.211	23.861	25.680	1:22.752
2	33.844	23.250	25.186	1:22.280
3	32.386	23.493	25.170	1:21.049
4	32.533	23.077	24.897	1:20.507
5	32.057	22.861	24.909	1:19.827
6	32.251	22.892	25.118	1:20.261
7	32.304	22.816	25.915	1:21.035

No.34 Loimayr Christian

1	34.700	25.449	27.664	1:27.813
2	34.424	24.705	27.092	1:26.221
3	33.966	24.403	26.705	1:25.074
4	33.625	23.878	26.528	1:24.031
5	33.872	24.073	26.418	1:24.363
6 IN	39.476	32.438	35.150	1:47.064

No.44 Baumgartner Holger

1	34.097	23.889	26.607	1:24.593
2	33.874	24.142	26.647	1:24.663
3	33.838	23.858	26.699	1:24.395
4	34.281	24.086	27.232	1:25.599
5	33.542	23.891	26.625	1:24.058
6 IN	43.099	24.284	30.997	1:38.380

C.O.C. / Adria / Fondacci N.D.

AdriaRaceWay (ITA) 16-18/09/2016

LSTiming

Apex Timing

